



District Report Card: 2017


State: Rajasthan	District: Karauli
Class: 8	Subject: Language
Schools: 51	Students: 1360


Participation/Coverage


Students

<div>GENDER</div> <div></div>	Boys		Girls	
	Number	%	Number	%
	614	45.15	746	54.85

<div>AREA</div> <div></div>	Rural		Urban	
	Number	%	Number	%
	1299	95.51	61	4.49

<div>CATEGORY</div> <div></div>	SC		ST		OBC		GEN	
	Number	%	Number	%	Number	%	Number	%
	485	35.66	249	18.31	530	38.97	96	7.06

<div>CWSN</div> <div></div>	LD	VI	HI	S&LD	ID	Oth
	4	0	3	1	3	38

<div>Management</div> <div></div>	Government		Government-aided	
	Number	%	Number	%
	1360	100.00	0	0.00

Average Performance of Students in Language (%)

Overall	Gender		Area		Management		Social Group			
	Male	Female	Rural	Urban	Govt.	Aided	SC	ST	OBC	GEN
64.69	65.91	63.68	65.29	51.91	64.69	0.00	63.85	61.79	66.45	66.67

Performance on Learning Outcomes (LOs)

Learning Outcomes	Description	Average Performance(%)
L813	Read textual/non-textual materials with comprehension and identifies the details, characters, main idea and sequence of ideas and events while reading	64.69

Range of Performance of Students who Answered Correctly							
Below 30%		30% - 50%		50% - 75%		Above 75%	
Number	%	Number	%	Number	%	Number	%
134	9.85	212	15.59	515	37.87	499	36.69

Lowest Performing Learning Outcomes (LOs)

1 - Read textual/non-textual materials with comprehension and identifies the details, characters, main idea and sequence of ideas and events while reading (64.69)